









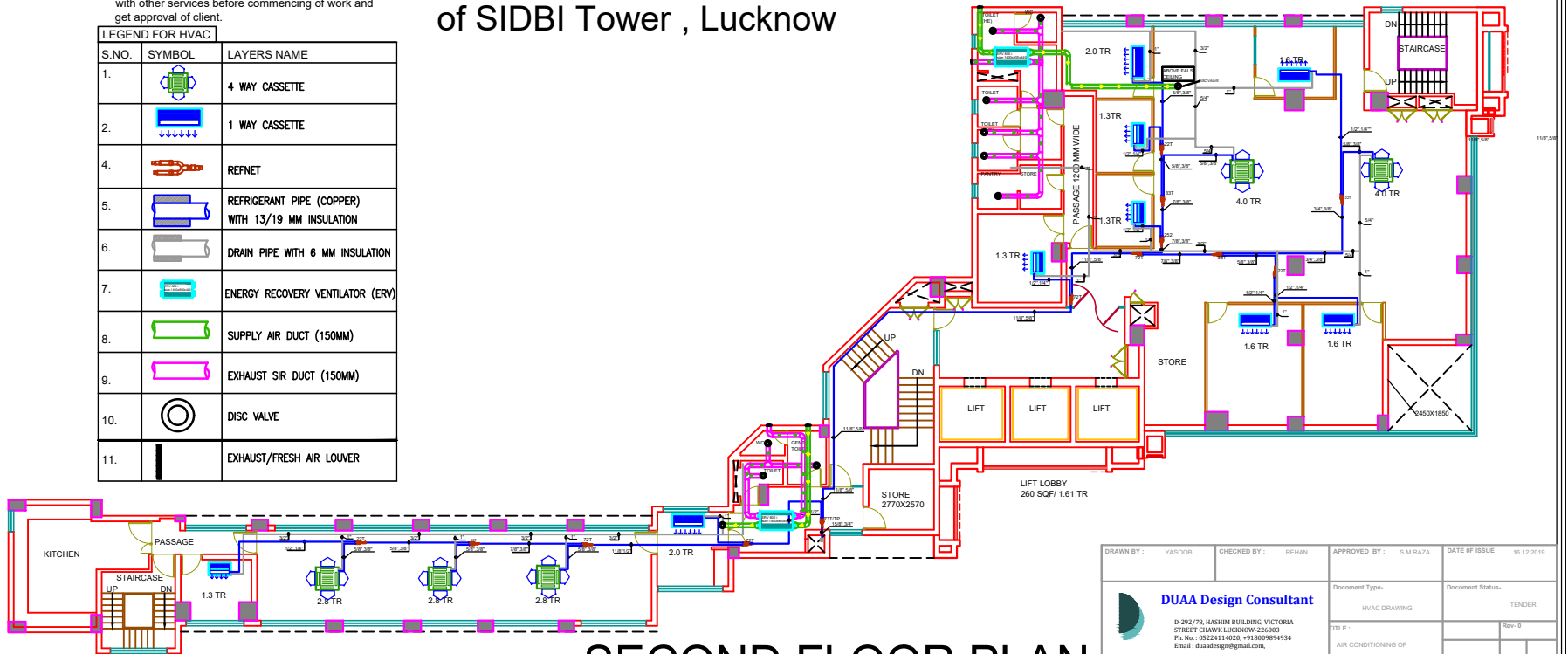


NOTE:-

- 1- All dimension in millimeter unless otherwise specified.
- 2- The contractor has to submit the coordinated shop drawing with other services before commencing of work and get approval of client.

Project - VRV/ VRF Air Contioning of SIDBI Tower , Lucknow

LEGEND FOR HVAC		
S.NO.	SYMBOL	LAYERS NAME
1.		4 WAY CASSETTE
2.		1 WAY CASSETTE
4.		REFNET
5.		REFRIGERANT PIPE (COPPER) WITH 13/19 MM INSULATION
6.		DRAIN PIPE WITH 6 MM INSULATION
7.		ENERGY RECOVERY VENTILATOR (ERV)
8.		SUPPLY AIR DUCT (150MM)
9.		EXHAUST AIR DUCT (150MM)
10.		DISC VALVE
11.		EXHAUST/FRESH AIR LOUVER



SECOND FLOOR PLAN

DRAWN BY : YASOUB	CHECKED BY : REHAN	APPROVED BY : S.M.RAJA	DATE OF ISSUE : 16.12.2019
 DUAA Design Consultant D-292/79, HASHIM BUILDING, VICTORIA STREET, CHAWK, LUCKNOW-226001 Ph. No. : 05224114020, +918009894934 Email : duaaestg@gmail.com		Document Type- HVAC DRAWING	Document Status- TENDER
		TITLE : AIR CONDITIONING OF SIDBI TOWER, LUCKNOW	Rev-0